

Can-do

I can retell (present) a story that I have read/viewed and its moral with short phrases, using a mixture of practiced or memorized words, phrases and simple sentences.

Performance Assessment Task: Students will list a few facts about different styles of storytelling .

Lesson Can-Do Statements

- 1. Interpretive: I can identify different Indian traditional and modern styles of storytelling.**
- 2. Presentational: I can list a few facts about/describe different styles of storytelling, using simple memorized phrases.**
- 3. Presentational Writing: I can present a story I know of/I have created in the form of a story book, using short memorized phrases and sentences and pictures.**
- 4. Presentational Speaking: I can present a story I know of/I have created.**

Overall Objective: Students will create a new story and write a story book with text and illustrations, and choose two different styles of storytelling to present their story.

1st Hour:

Review/ recall elements of story with activities:

Review Vocab words/Expressions/Phrases/idioms



2nd Hour:

review/recap story styles


3rd Hour:

Fill up a story map for a story you have read (in the camp or elsewhere).


Summarize and present the story with the help of the story map



पात्र (paatra)-कहानी में कोई भी व्यक्ति, जानवर या वस्तु पात्र है।



स्थान(Sthaan)-
कहानी कहाँ हो
रही है।



Vocabulary Review

Match the words with pictures

Round 1:

- 1) TA will distribute the print out of the following slide.
- 2) Teacher will divide the class into 4 teams of two students .
- 3) There will be a buzzer on teacher's desk.
- 4) All team members will to talk to their partner using the following sentence structure:
- 5) **Q-यह क्या है? yeh kya hai? A- यह _____ है । Yeh _____ hai.**
- 6) and finish matching the pictures with words fast as they can. To match they will have to write number of the picture in the empty box. Once done they will run and press the buzzer.
- 7) Team who finishes everything super fast and gets it right, wins!!

पौराणिक

गरम

बड़ा

ताकतवर

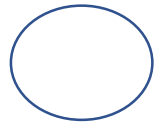


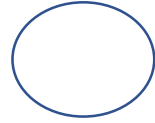
स्थान

ऐतिहासिक

पात्र

ठंडा

छोटा



1




3



4



5



2



7


6



9



8



Vocabulary Review

Fill in the blank

Round 2:

- 1) TA will distribute the print out of the following slide.
- 2) Teacher will continue with the same teams from round 1.
- 3) There will be a buzzer on teacher's desk.
- 4) All team members will to talk to their partner using following sentence structure:
- 5) **Q-यह क्या है? yeh kya hai? A- यह _____ है । Yeh _____ hai.**
- 6) Finish fill in the blank activity as fast as they can. Once done they will run and press the buzzer.
- 7) Team who finishes everything super fast and gets it right, wins!!

Vocab review- Write the words




1) The Castle is very _____ (ऊँचा/ चूहा)



1) This story has lots of _____ (पात्र / पात्रा)



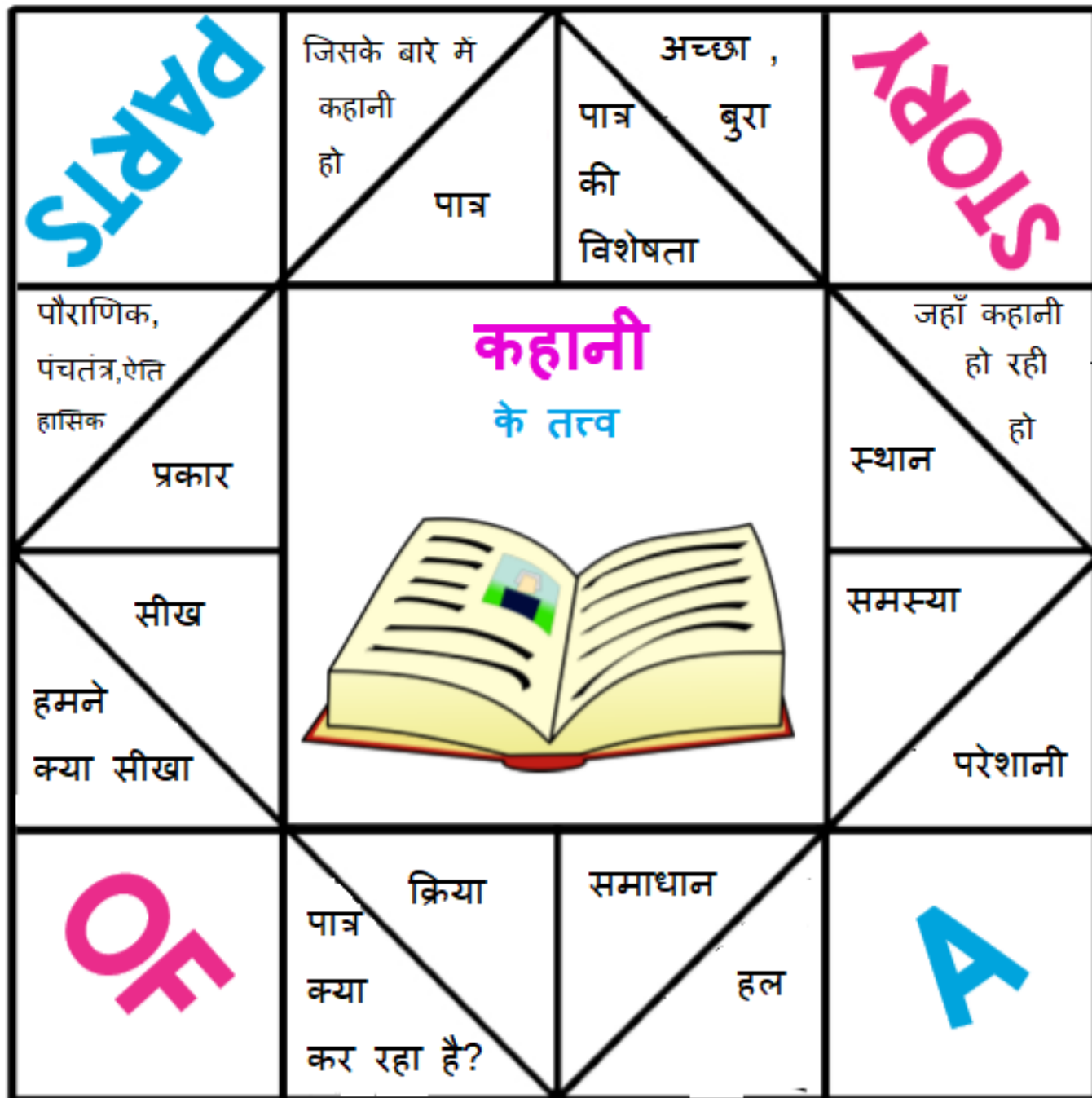
3) The mouse is very _____ (छोटा/ शेर)



4) This story is _____ (ऐतिहासिक/ पौराणिक)



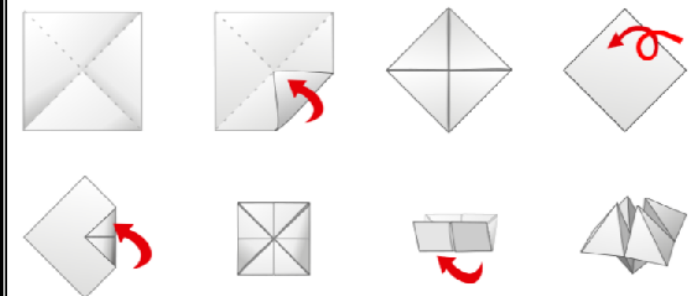
5) That girl is really _____ (ताकदवर / स्थान)



2) Students in pairs will review the parts of story.

With a partner, have them roll a dice and move the cootie catcher back and forth the appropriate amount of times based on the roll. When they stop, they must define one of the terms showing. Continue this until all the terms have been

be **Instructions For Folding A Fortune Teller**



Roll A Story

Rolled	पात्र	स्थान	समस्या	क्रिया
	चूहा	आसमान में	अकेला था	नहा रहे थे
	सन्यासी	जंगल में	मुंह में	उड़ रहा था
	गीदड़	नदी	ठन्डे थे	देखा
	बाज	हाथ	आ रहा था	गिर गया
	शेर	जंगल में		
	बादल	आसमान में		

मेरी कहानी

पात्र

स्थान

समस्या

क्रिया

2nd Hour: Review/recap of different
storytelling styles

पंडवानी

कहानी सुनाने की विभिन्न शैलियां

कावड़ वाचन

कत्थक

नाटक

कठपुतली

कहानी सुनाना

आल्हा

कथकली



कावड़ राजस्थान की शैली है।



फउपुतला राजस्थान की शैली है।



कथकली केरल की शैली है।



कत्थक उत्तर प्रदेश राज्य की शैली है।



आल्हा राजस्थान की शैली है।



पंडवानी छत्तीसगढ़ की शैली है।



Activity - Find the partner(Information gap activity)

Half of the students will have the the picture of the story telling styles and another half will have the name / phrase / simple sentence related to it The student that have the picture will say its name out loud and the student that has the sentence describing it will pair up with his / her partner.

Example:

One student has “आल्हा” other has “गीत गा कर कहानी बताते हैं”

The student with “आल्हा”

will ask, क्या तुम्हारे पास गीत गाना है ?

Student with “गीत गा कर कहानी बताते हैं”

Will answer “ जी हाँ”

*Refer next slide for sentences used in regards to storytelling styles.

पंडवानी - कहानी सुनाते हैं।
कथक - नाचते हैं।
कठपुतली - गुड़िया से कहानी बताते हैं।
नाटक - अभिनय होता है।
आल्हा - वीरता की कहानी है।
कावड़ वाचन - चलता फिरता मंदिर।
कथकली - बहुत मेकअप होता है।

Activity

Interpretive & presentational speaking.

Students will be given a picture of a story telling style . They will identify the state with which the style belongs to and paste it in the big map of India with the help of sticky note or in their individual map provided to them.

After pasting, students will take turn and say 2 facts about that style out loud.



After reviewing all the storytelling styles students can pick two styles that they would like to present their own final story.

Next three organizers will help pick the storytelling styles, paatra and sthaan

Choose 2 story styles for your story. Fill out the information below.

कहानी का नाम -

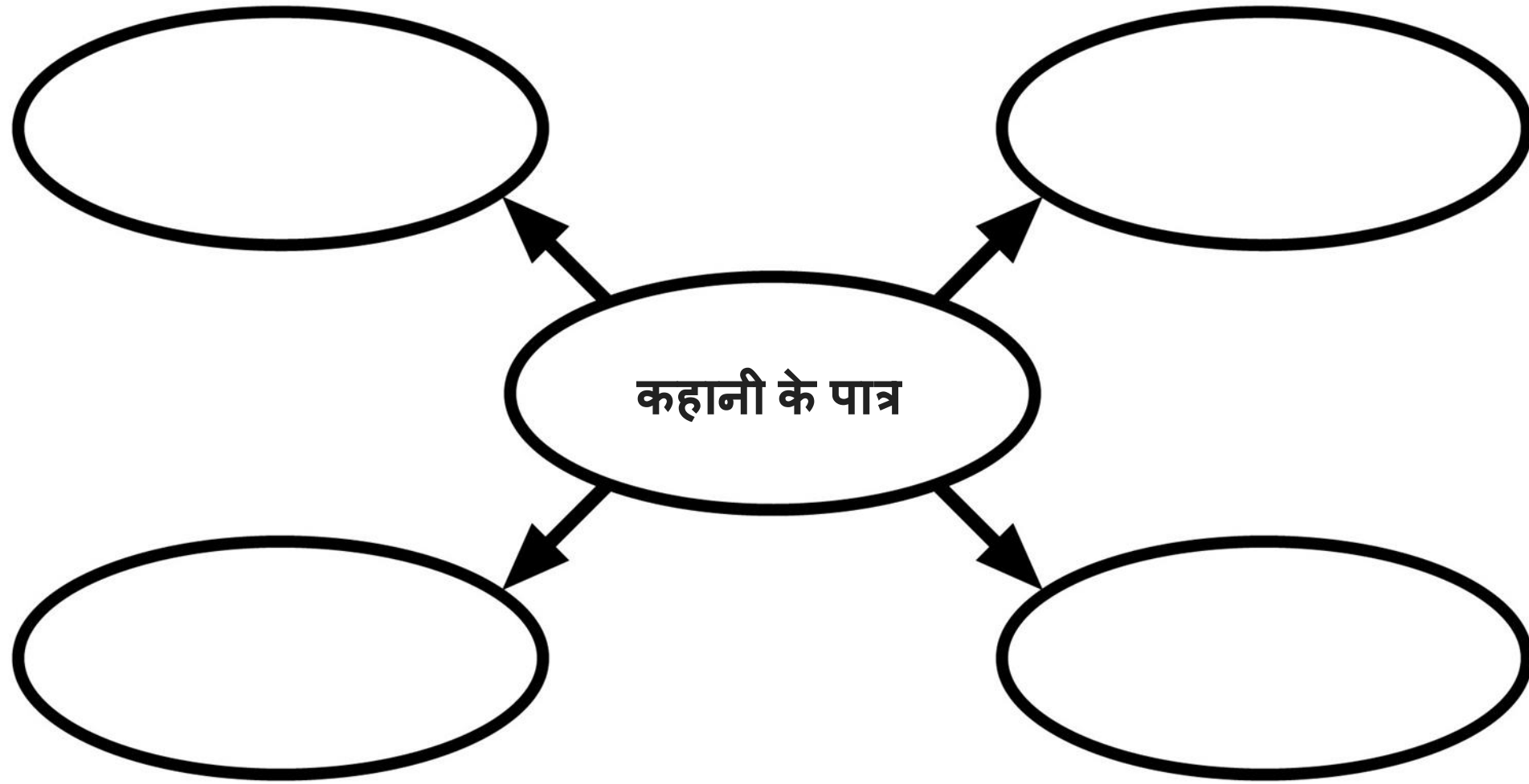
शैली # 1 का नाम -

शैली # 2 का नाम -

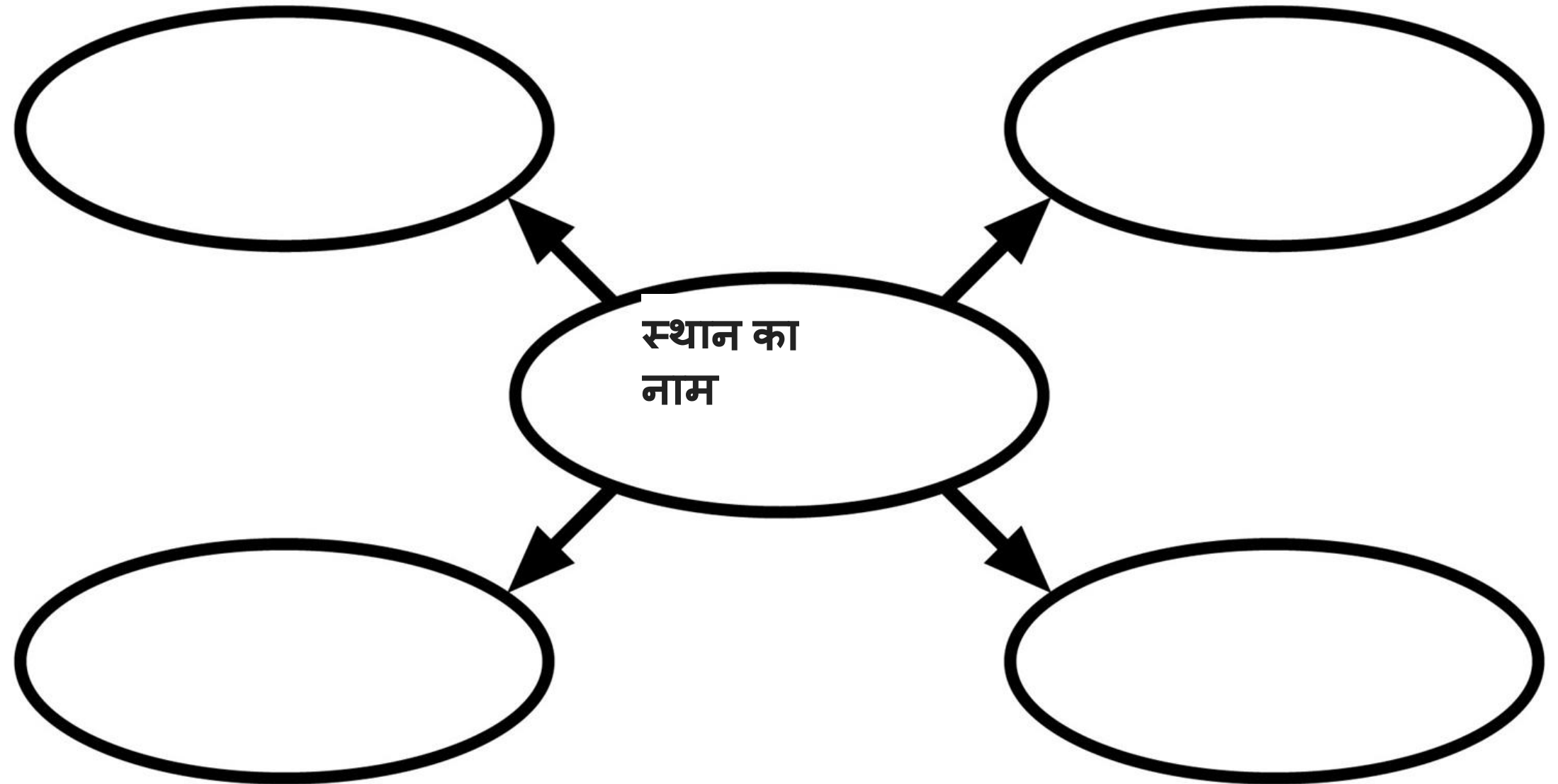
शैलीके बारे में दो बातें लिखिए। write 2 facts about this style

Why did u choose this style? -

List all the characters for your story



additional objects such as ped, nadi etc in your
story's settings and identify words to



3rd Hour :

Activity: Fill up a story map for a story you have read (in the camp or elsewhere).

Summarize and present the story with the help of the story map

Scaffolding questions

किस मूवी का दृश्य है ? ----

इसमें कौन पात्र हैं? -----

स्थान क्या है? -----

सिम्बा अच्छा है कि बुरा ? -----

यदि अच्छा है तो वह नायक है कि खलनायक? ----

स्कार अच्छा है कि बुरा ? -----

यदि बुरा है तो वह नायक है कि खलनायक?-----

कहानी में सबसे पहले क्या हुआ था? - सिम्बा का जन्म

फिर क्या हुआ? (what happened in the first half? -Problem - समस्या

उसके बाद क्या हुआ? - what happened in the second half? - Details of the story.-solution

समाधान

अंत में क्या हुआ? --


किस मूवी का दृश्य है ? ----

what sentence structures, words, phrases you will use for this scene?



पात्र

इसमें कौन कौन से पात्र हैं? - मुख्य पात्र, सहायक पत्र नायक, खलनायक



स्थान -
ये दृश्य कहाँ का है? -----



समस्या (plot)



समाधान



शिक्षा (moral)

BAD THINGS
HAPPEN,
AND YOU CAN'T
DO ANYTHING
ABOUT IT.

#TheLionKing

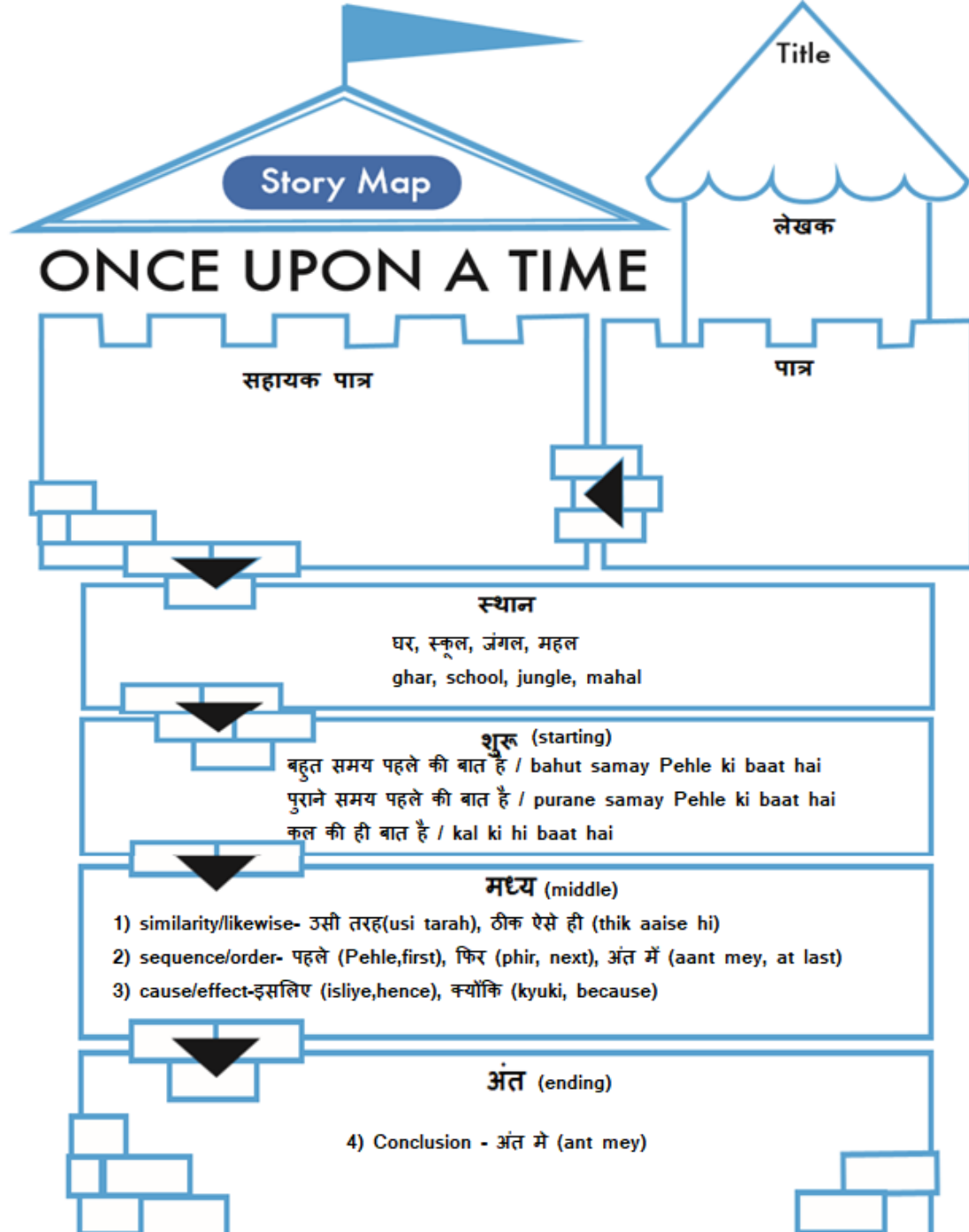



ThePositiveMOM.com

“Oh yes, the past can hurt. But you can
either run from it, or learn from it.”

Like King / @wegeckoandilyan





Teachers can project this story map to help students fill their own story map.

Activity

Fill up a story map for a story you have read (in the camp or elsewhere).

Summarize and present the story with the help of the story map in Hindi.

